



AUTHENTICATION DIVISION
OFFICE OF CONSULAR AFFAIRS
DEPARTMENT OF FOREIGN AFFAIRS
REPUBLIC OF THE PHILIPPINES

PHILIPPINE e-REGISTRY: Transforming Apostille Verification for a Digital Future

OUTLINE

- I. Backgrounder on PH Accession to the Apostille Convention & the Implementation of the HCCH e-APP
- II. PH e-Apostille Issuance
 - A. Key Features of PH e-Apostille
 - B. Issuance Process
- III. PH e-Apostille Verification through the e-Registry
 - A. Key Features of the e-Registry
 - B. How to Verify using the e-Registry
 - C. Benefits to Stakeholders
 - D. Future Plans

PH Accession to the Apostille Convention



03 April 2018 - PH signed the Instrument of Accession

12 Sept 2018 - PH deposited the Instrument of Accession

14 May 2019 - Entry into Force of Apostille Convention for PH

PH Implementation of the HCCH e-APP



DFA OCA
LAUNCHED THE
PHILIPPINE
E-APOSTILLE
FOR PSA CIVIL
REGISTRY
CERTIFICATES ON
19 MARCH 2024.




PH Implementation of the HCCH e-APP



FULLY DIGITAL APOSTILLE

for **PSA eCertificates & CHED eCAVs**
NOW AVAILABLE



16 MARCH 2026



For eApostille
CHED eCAVs, visit
ecav.ched.gov.ph



For eApostille
PSA eCertificates
, visit PSAHelpline.ph



DFA OCA
LAUNCHED THE
FULLY DIGITAL APOSTILLE
FOR PSA eCERTIFICATES
AND CHED eCAVS ON
16 MARCH 2026

LAUNCH OF FULLY DIGITAL APOSTILLE FOR PSA eCERTIFICATES AND CHED eCAVS



16 March 2026, Department of Foreign Affairs, Pasay City



DIGITALIZATION IS ONE OF THE SIX-CUTTING STRATEGIES UNDER THE **Philippine Development Plan 2023-2028** that serve as catalysts for economic, social, institutional and environmental transformation. In particular, Digital transformation of government will result in more efficient and faster service delivery, more transparency, and fewer opportunities for corruption at various levels.

“Digitalization is the call of today; not of the future — but of the present. It is here. It is needed, and it is needed today.”

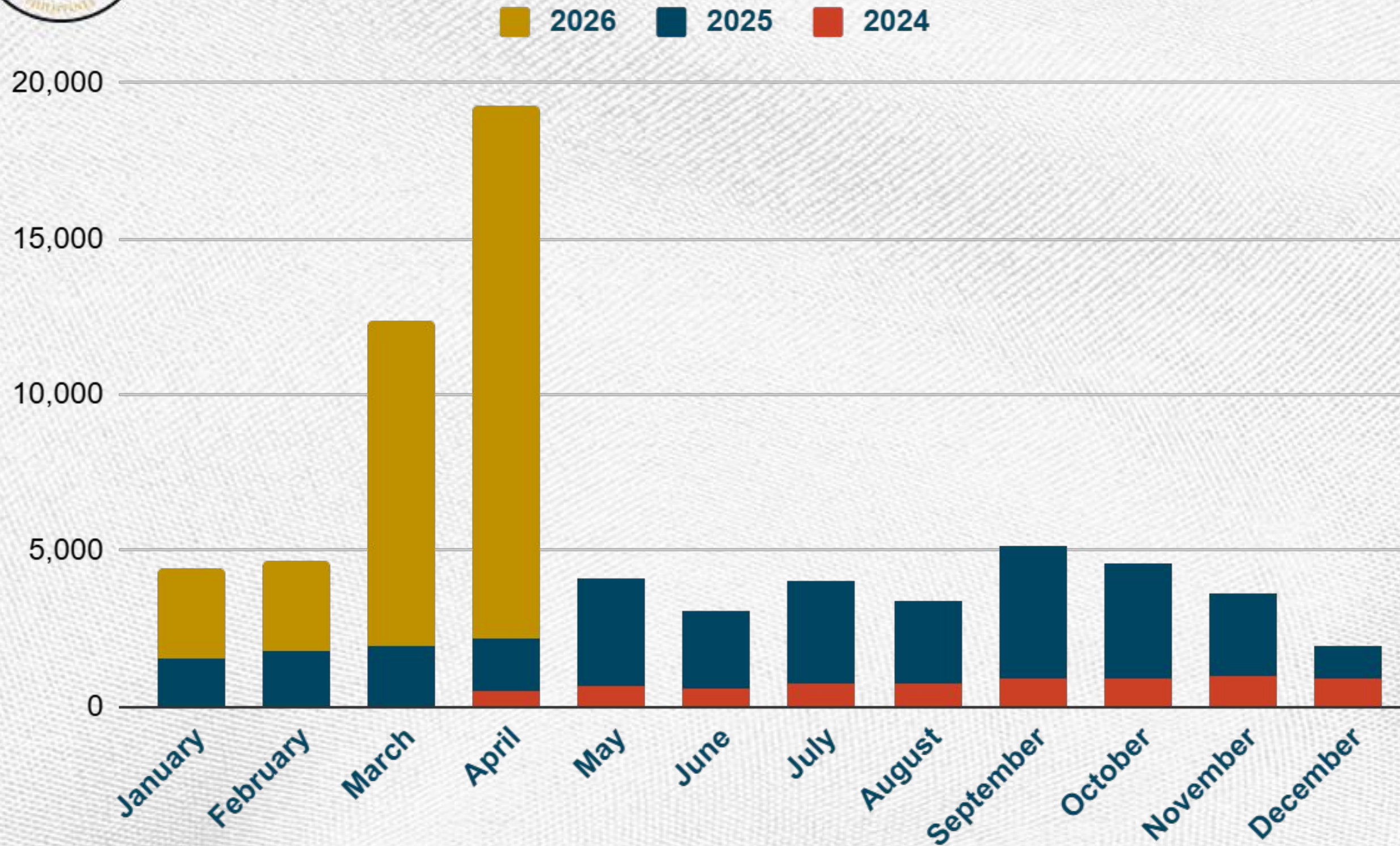
Government must fully embrace digitalization to provide better service to the people, through its vital frontline services and its back-end functions.”

– President Ferdinand Marcos, Jr.



PH e-APOSTILLE KEY FEATURES





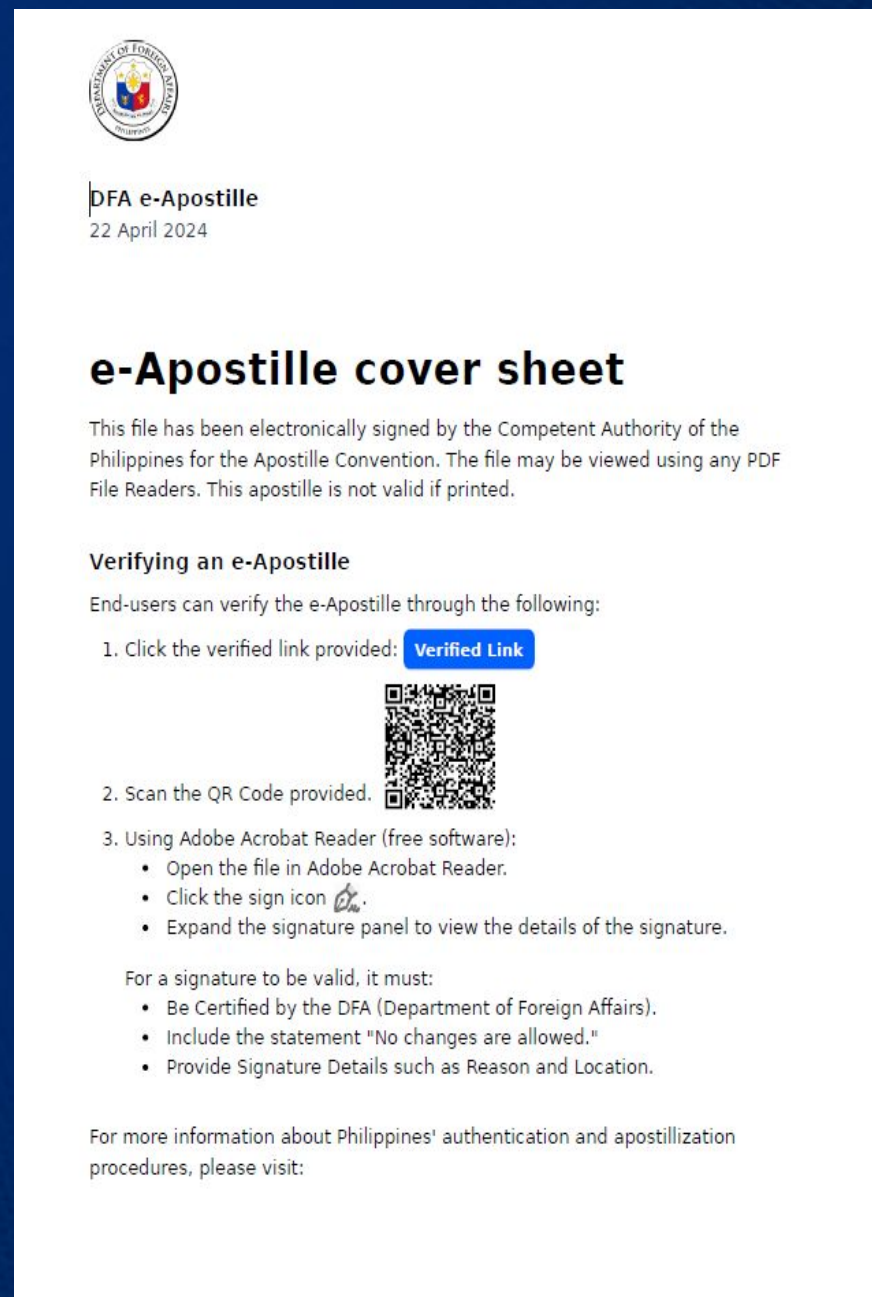
70,857
TOTAL ISSUANCES
(AS OF 30 APRIL 2026)

33,291
2026 ISSUANCES

30,549
2025 ISSUANCES

7,017
2024 ISSUANCES

PH e-APOSTILLE KEY FEATURES: FULLY DIGITAL ISSUANCE & PROCESSING



DFA e-Apostille
22 April 2024

e-Apostille cover sheet

This file has been electronically signed by the Competent Authority of the Philippines for the Apostille Convention. The file may be viewed using any PDF File Readers. This apostille is not valid if printed.

Verifying an e-Apostille

End-users can verify the e-Apostille through the following:

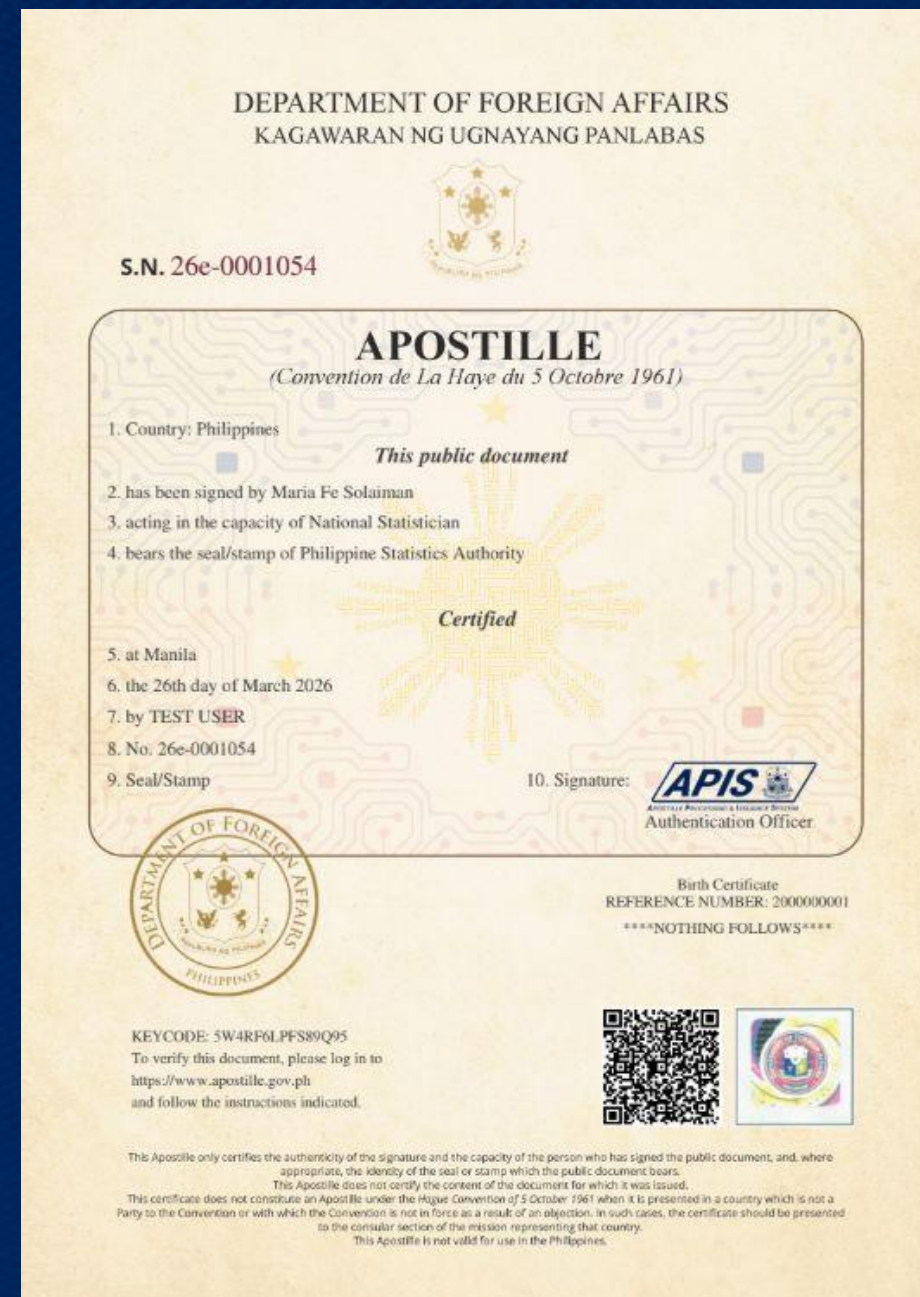
- Click the verified link provided: [Verified Link](#)
- Scan the QR Code provided.
- Using Adobe Acrobat Reader (free software):
 - Open the file in Adobe Acrobat Reader.
 - Click the sign icon.
 - Expand the signature panel to view the details of the signature.

For a signature to be valid, it must:

- Be Certified by the DFA (Department of Foreign Affairs).
- Include the statement "No changes are allowed."
- Provide Signature Details such as Reason and Location.

For more information about Philippines' authentication and apostillization procedures, please visit:

e-Apostille Cover Sheet



DEPARTMENT OF FOREIGN AFFAIRS
KAGAWARAN NG UGNAYANG PANLABAS

S.N. 26e-0001054

APOSTILLE

(Convention de La Haye du 5 Octobre 1961)

1. Country: Philippines
2. has been signed by Maria Fe Solaiman
3. acting in the capacity of National Statistician
4. bears the seal/stamp of Philippine Statistics Authority

5. at Manila
6. the 26th day of March 2026
7. by TEST USER
8. No. 26e-0001054
9. Seal/Stamp

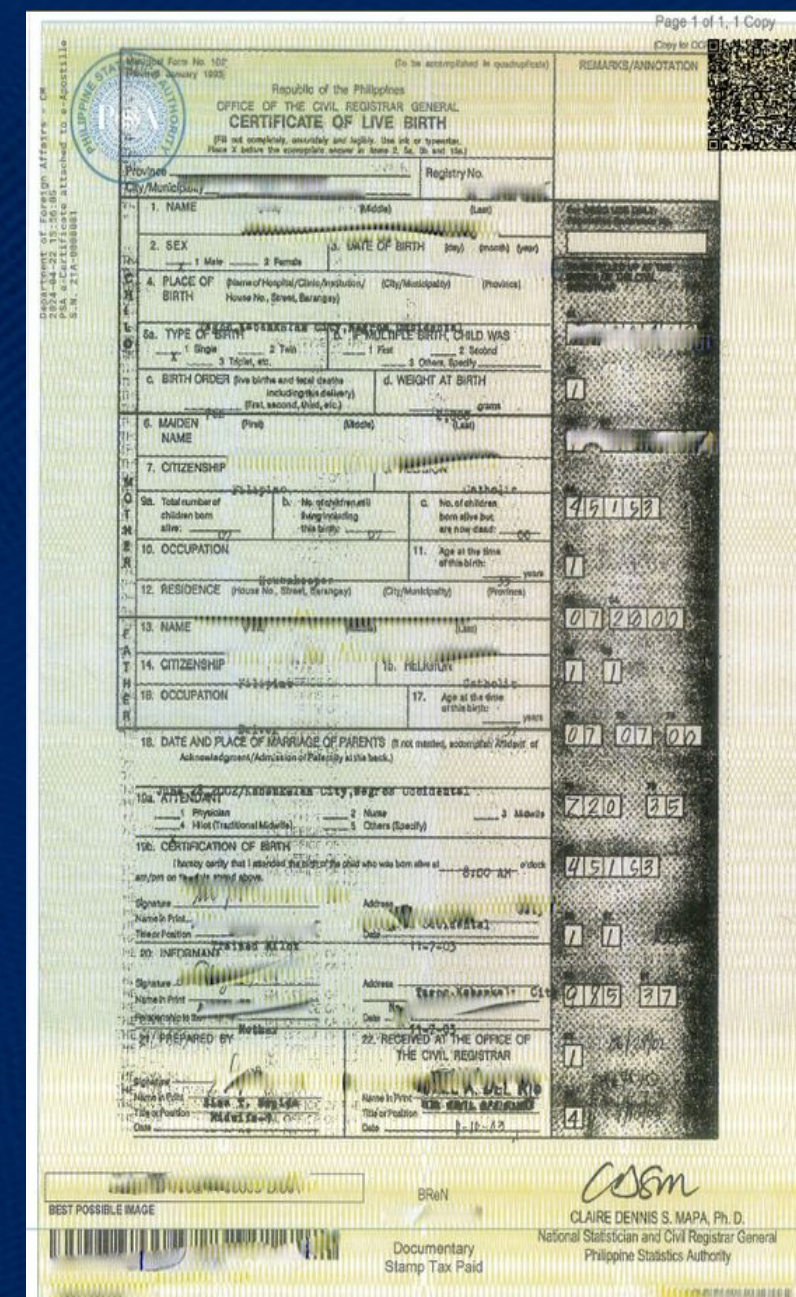
10. Signature: **APIS**
Authentication Officer

Birth Certificate
REFERENCE NUMBER: 2000000001
****NOTHING FOLLOWS****

KEYCODE: 5W4RP6LPFS89Q95
To verify this document, please log in to <https://www.apostille.gov.ph> and follow the instructions indicated.

This Apostille only certifies the authenticity of the signature and the capacity of the person who has signed the public document, and, where appropriate, the identity of the seal or stamp which the public document bears.
This Apostille does not certify the content of the document for which it was issued.
This certificate does not constitute an Apostille under the Hague Convention of 5 October 1961 when it is presented in a country which is not a Party to the Convention or with which the Convention is not in force as a result of an accession. In such cases, the certificate should be presented to the consular section of the mission representing that country.
This Apostille is not valid for use in the Philippines.

fully digital e-Apostille



Page 1 of 1, 1 Copy
Copy for CC

Republic of the Philippines
OFFICE OF THE CIVIL REGISTRAR GENERAL
CERTIFICATE OF LIVE BIRTH

(Fill not completely, accurately and legibly. Use ink or typewriter. Write it before the expiration date in Item 3, Sec. 26, Act No. 1161)

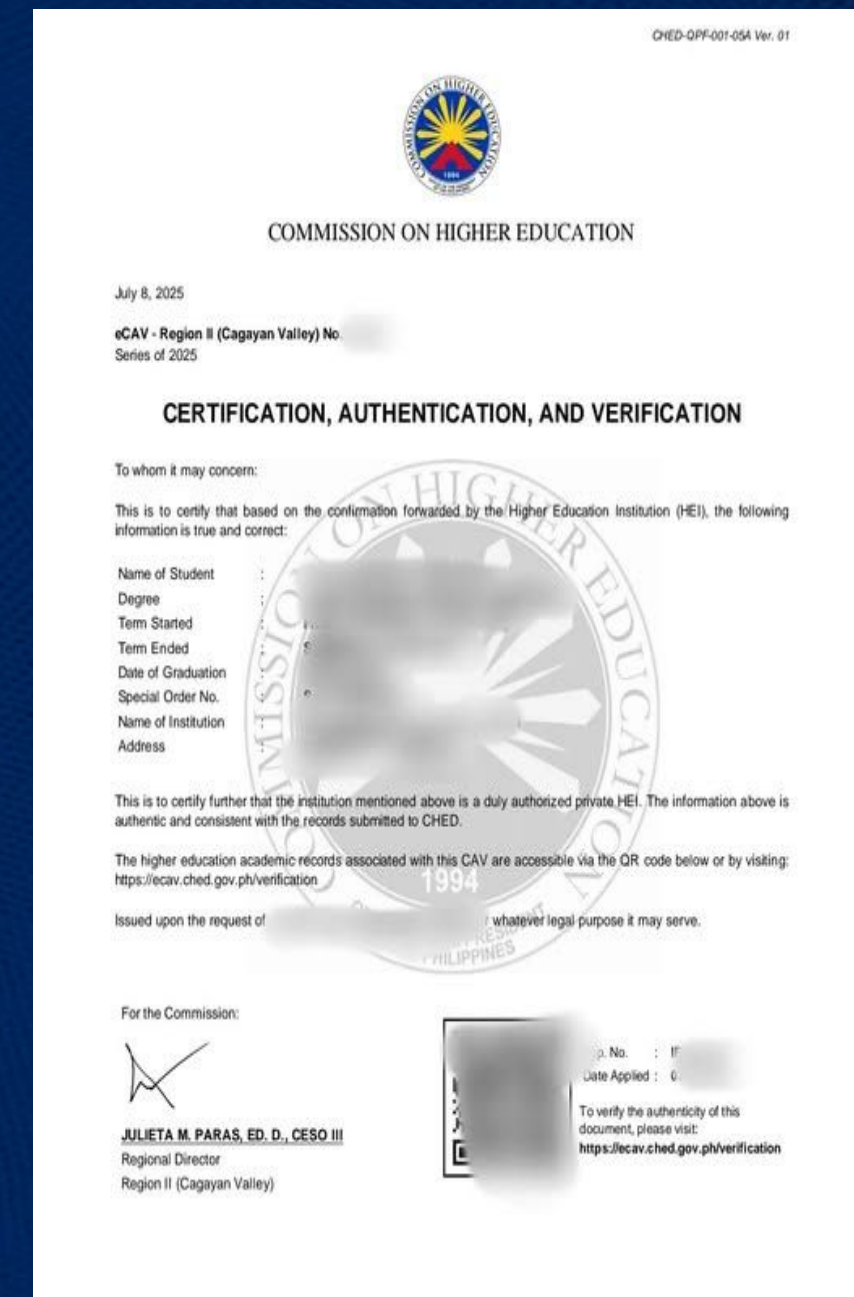
Province: _____ Registry No. _____

1. NAME	2. SEX	3. DATE OF BIRTH	4. PLACE OF BIRTH	5. TYPE OF BIRTH	6. BIRTH ORDER	7. WEIGHT AT BIRTH	8. MOTHER'S NAME	9. CITIZENSHIP	10. OCCUPATION	11. RESIDENCE	12. NAME	13. CITIZENSHIP	14. OCCUPATION	15. DATE AND PLACE OF MARRIAGE OF PARENTS	16. ATTENDANT	17. CERTIFICATION OF BIRTH	18. INFORMANT'S DATA	19. PREPARED BY	20. RECEIVED AT THE OFFICE OF THE CIVIL REGISTRAR

Signature: **CSM**
Claire Dennis S. Mapa, Ph.D.
National Statistician and Civil Registrar General
Philippine Statistics Authority

Documentary Stamp Tax Paid

PSA civil registry e-Certificate



COMMISSION ON HIGHER EDUCATION

July 8, 2025

eCAV - Region II (Cagayan Valley) No. _____
Series of 2025

CERTIFICATION, AUTHENTICATION, AND VERIFICATION

To whom it may concern:

This is to certify that based on the confirmation forwarded by the Higher Education Institution (HEI), the following information is true and correct:

Name of Student
Degree
Term Started
Term Ended
Date of Graduation
Special Order No.
Name of Institution
Address

This is to certify further that the institution mentioned above is a duly authorized private HEI. The information above is authentic and consistent with the records submitted to CHED.

The higher education academic records associated with this CAV are accessible via the QR code below or by visiting: <https://ecav.ched.gov.ph/verification>

Issued upon the request of _____ whatever legal purpose it may serve.

For the Commission:

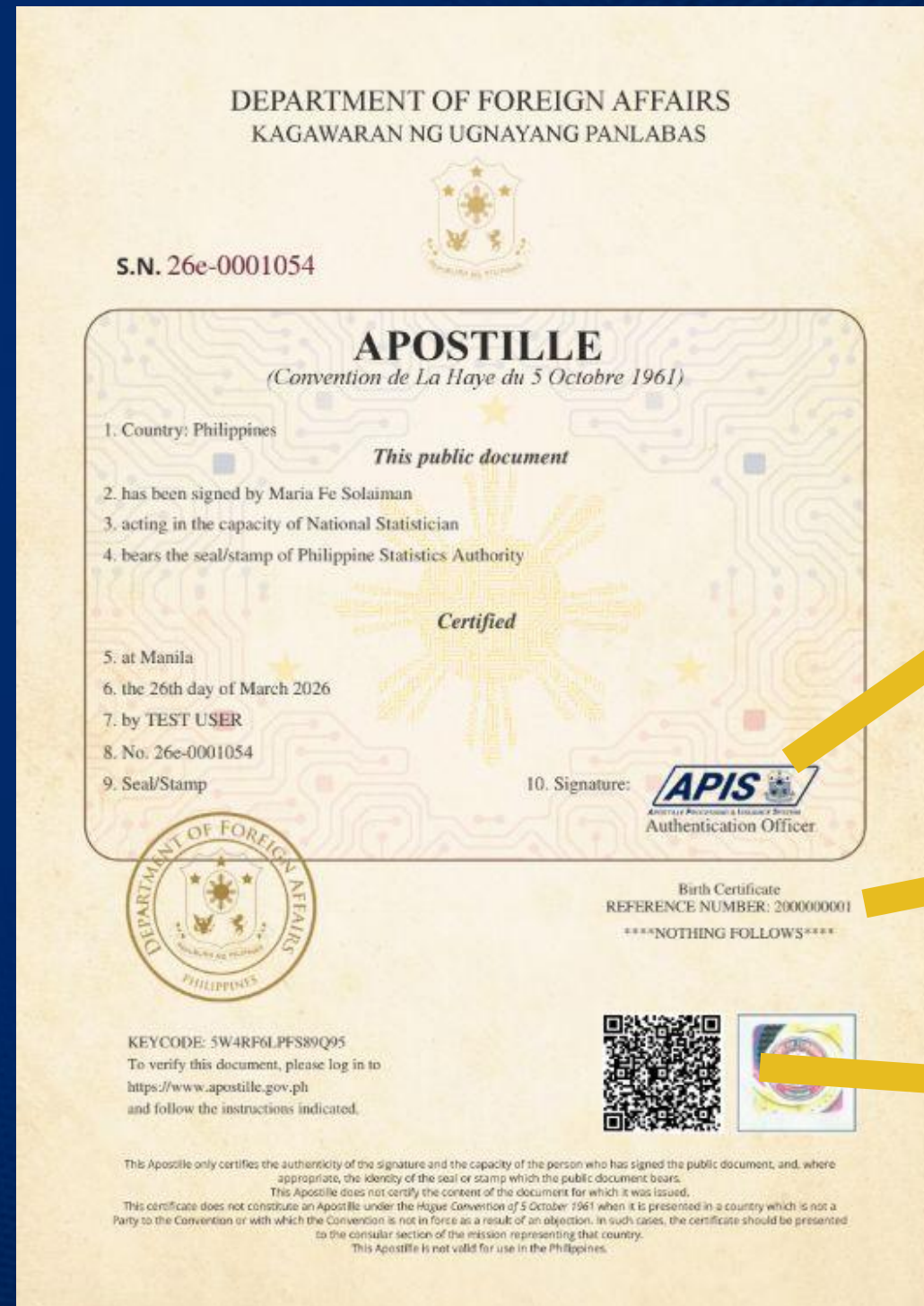
Signature: _____
Date Applied: _____

JULIETA M. PARAS, ED. D., CESO III
Regional Director
Region II (Cagayan Valley)

To verify the authenticity of this document, please visit: <https://ecav.ched.gov.ph/verification>

CHED e-CAV e-Certificate

PH e-APOSTILLE KEY FEATURES: ENHANCED SECURITY & VERIFICATION



electronic signature of the authentication
Signing Officer

Caption:
Title of Document
Name of Document Owner

Keycode and QR Code
to verify the e-Apostille


e-Apostille

PH e-APOSTILLIZATION PROCESS




**FULLY DIGITAL
APOSTILLE**
for **PSA eCertificates & CHED eCAVs**
NOW AVAILABLE

- Applicant secures e-Certificate from the issuing agency.
PSA eCertificates: [PSA Helpline.ph](https://psahelpline.ph)
CHED eCAVs: [CHED One Touch](https://chedonetouch.com)



16 MARCH 2026



For eApostille
CHED eCAVs, visit
ecav.ched.gov.ph



For eApostille
PSA eCertificates
visit [PSAHelpline.ph](https://psahelpline.ph)

CHED OneTouch
INTEGRATED SYSTEMS AND SERVICES

PSAHelpline.ph

PH e-REGISTRY FEATURES

1. Hosted on a government-owned domain (apostille.gov.ph)
2. Publicly accessible for ease of use & transparency
3. Enables verification of e-Apostilles, including all attached documents
4. Provides real-time or immediate verification of records
5. Allows validation of digital signatures through Adobe Acrobat
6. Offers three (3) distinct methods of verification

HOW TO VERIFY USING THE PH e-REGISTRY

1. Access the e-Registry for e-Apostilles: <https://e-registry.apostille.gov.ph/>.



REPUBLIC OF THE PHILIPPINES
DEPARTMENT OF FOREIGN AFFAIRS
2330 ROXAS BOULEVARD, PASAY CITY, PHILIPPINES 1330

e-Apostille Verification Result
Below are the details of the verified e-Apostille. Feel free to click the helper icon to learn more about each piece of information.

Serial Number	21A-0000001	ⓘ
Key Code	345F6C3BD448D0	ⓘ
Public Key and Signature	Show Public Key	ⓘ
Signature Details	Reason This document is certified by Department of Foreign Affairs - CM	
	Location Philippines	ⓘ
	Contact Info 8651-9400 loc. 2266	
Signed On	Apr 22, 2024 03:56 PM	ⓘ

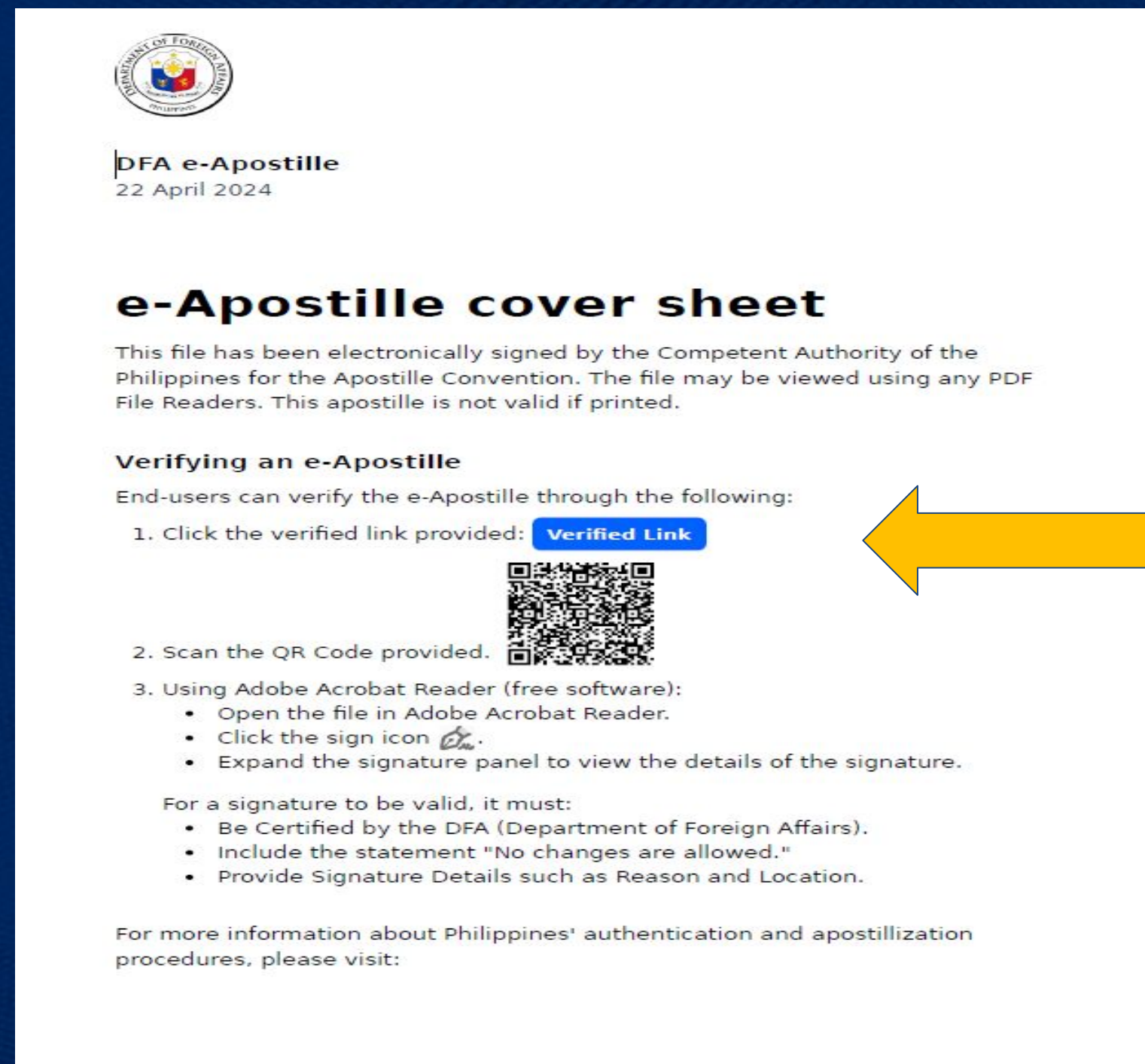
Verify e-Apostille
Select and upload the e-Apostille file you wish to verify.

[Choose File](#) No file chosen

[Verify](#)

HOW TO VERIFY USING THE PH e-REGISTRY

2. Click the “Verified Link” button found on the Cover Sheet.



The screenshot shows the official cover sheet for a DFA e-Apostille. At the top left is the Department of Foreign Affairs logo. Below it, the text reads "DFA e-Apostille" and "22 April 2024". The main heading is "e-Apostille cover sheet". A paragraph states: "This file has been electronically signed by the Competent Authority of the Philippines for the Apostille Convention. The file may be viewed using any PDF File Readers. This apostille is not valid if printed." Under the heading "Verifying an e-Apostille", it says "End-users can verify the e-Apostille through the following:" followed by three numbered steps. Step 1 is "Click the verified link provided:" with a blue button labeled "Verified Link" next to it. Step 2 is "Scan the QR Code provided." with a QR code. Step 3 is "Using Adobe Acrobat Reader (free software):" with three sub-bullets: "Open the file in Adobe Acrobat Reader.", "Click the sign icon [signature icon].", and "Expand the signature panel to view the details of the signature." Below these steps, it says "For a signature to be valid, it must:" followed by three sub-bullets: "Be Certified by the DFA (Department of Foreign Affairs).", "Include the statement 'No changes are allowed.'", and "Provide Signature Details such as Reason and Location." At the bottom, it says "For more information about Philippines' authentication and apostillization procedures, please visit:".



HOW TO VERIFY USING THE PH e-REGISTRY

3. Scan the QR Code provided on the Cover Sheet.



The image shows a document titled "DFA e-Apostille" dated "22 April 2024". It features the Department of Foreign Affairs (DFA) logo at the top left. The main heading is "e-Apostille cover sheet". Below this, a paragraph states: "This file has been electronically signed by the Competent Authority of the Philippines for the Apostille Convention. The file may be viewed using any PDF File Readers. This apostille is not valid if printed." Under the heading "Verifying an e-Apostille", it lists three steps: 1. Click the verified link provided: [Verified Link](#) (a blue button). 2. Scan the QR Code provided. (A QR code is shown next to this step). 3. Using Adobe Acrobat Reader (free software):

- Open the file in Adobe Acrobat Reader.
- Click the sign icon .
- Expand the signature panel to view the details of the signature.

Below the steps, it states "For a signature to be valid, it must:" followed by a list:

- Be Certified by the DFA (Department of Foreign Affairs).
- Include the statement "No changes are allowed."
- Provide Signature Details such as Reason and Location.

At the bottom, it says "For more information about Philippines' authentication and apostillization procedures, please visit:".



BENEFITS OF THE e-REGISTRY



PUBLIC



**FOREIGN
AUTHORITIES**



PH GOVERNMENT

Faster
Verification

Reliable
Authentication

Streamlined
Processes

- Instant online validation
- No physical follow-ups

- Real-time confirmation
- Increased trust

- Reduced manual workload
- Stronger data integrity

FUTURE PLANS

Target Agencies for Integration into the PH e-Apostille System in 2026:

1. Technical Education and Skills Development (TESDA)
2. Professional Regulatory Commission (PRC)
3. Department of Education (DepEd)
4. National Bureau of Investigation (NBI)
5. National Authority for Child Care (NACC)
6. Maritime Industry Authority (MARINA)



AUTHENTICCATION DIVISION
OFFICE OF CONSULAR AFFAIRS
DEPARTMENT OF FOREIGN AFFAIRS

THANK YOU!